**Features :**

- Isolated mounting base 3600V~
- Pressure contact technology with Increased power cycling capability
- Space and weight saving

**Typical Applications**

- Various rectifiers
- DC supply for PWM inverter

$V_{RSM}$	$V_{RRM}$	Type & Outline
2700V	2600V	MDx600-26-411F3
2900V	2800V	MDx600-28-411F3
3100V	3000V	MDx600-30-411F3
3300V	3200V	MDx600-32-411F3
3500V	3400V	MDx600-34-411F3
3700V	3600V	MDx600-36-411F3

SYMBOL	CHARACTERISTIC	TEST CONDITIONS	$T_J(^{\circ}C)$	VALUE			UNIT
				Min	Type	Max	
$I_{F(AV)}$	Mean forward current	180° half sine wave 50Hz Single side water cooled, $T_c=60^{\circ}C$	150			600	A
$I_{F(RMS)}$	RMS forward current		150			942	A
$I_{RRM}$	Repetitive peak current	at $V_{RRM}$	150			45	mA
$I_{FSM}$	Surge forward current	10ms half sine wave $V_R=0.6V_{RRM}$	150			10.0	kA
$I^2t$	$I^2t$ for fusing coordination					500	$A^2s \cdot 10^3$
$V_{FO}$	Threshold voltage		150			0.95	V
$r_F$	Forward slope resistance					0.91	m $\Omega$
$V_{FM}$	Peak forward voltage	$I_{FM}=1800A$	25			2.79	V
$R_{th(j-c)}$	Thermal resistance Junction to case	At 180° sine Single side cooled per chip				0.065	$^{\circ}C/W$
$R_{th(c-h)}$	Thermal resistance case to heat sink	At 180° sine Single side cooled per chip				0.024	$^{\circ}C/W$
$V_{iso}$	Isolation voltage	50Hz, R.M.S, $t=1min$ , $I_{iso}=1mA(max)$			3600		V
$F_m$	Terminal connection torque(M12)					14.0	N·m
	Mounting torque(M8)					12.0	N·m
$T_{stg}$	Stored temperature			-40		125	$^{\circ}C$
$W_t$	Weight					3460	g
Outline	411F3						

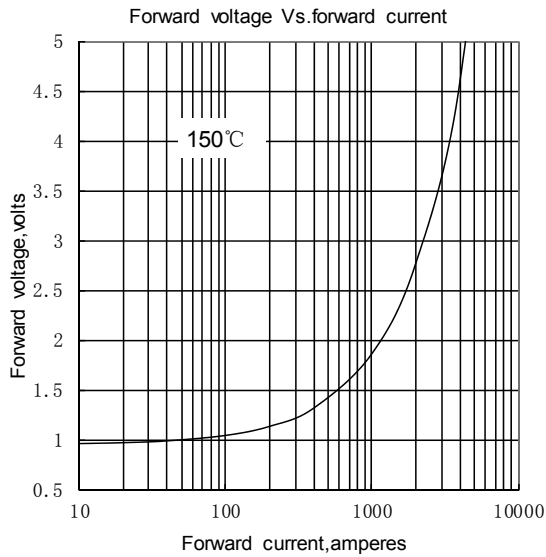


Fig.1

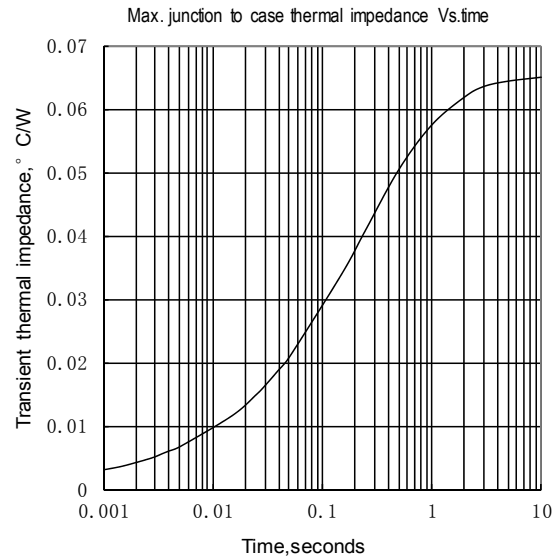


Fig.2

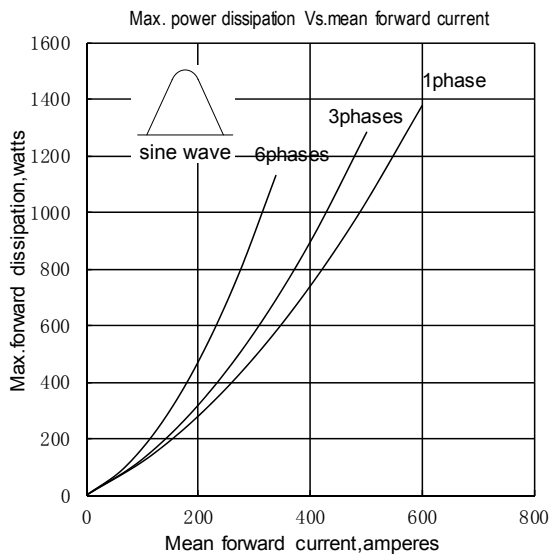


Fig.3

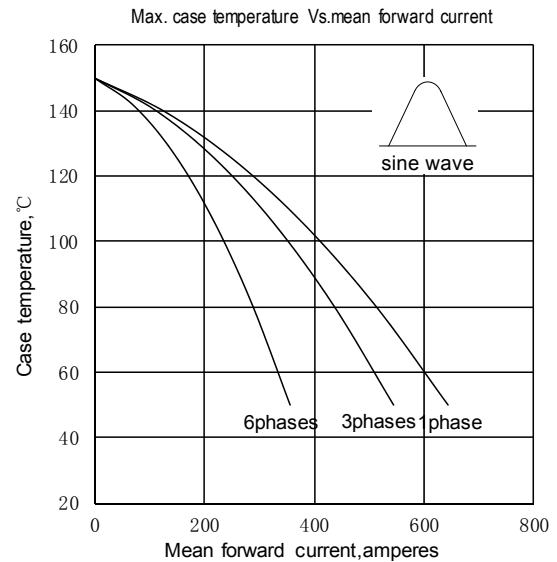


Fig.4

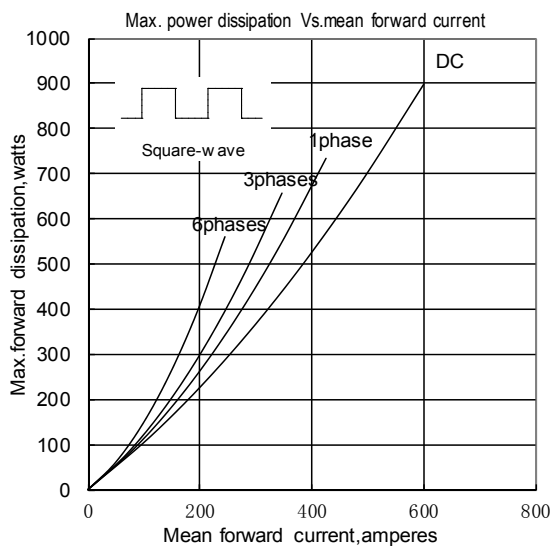


Fig.5

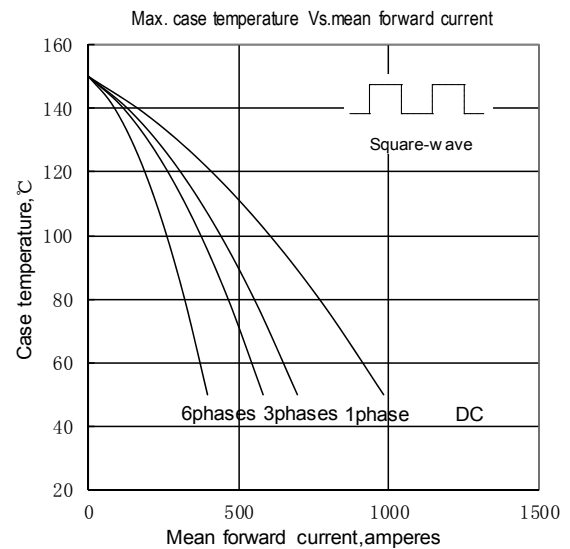


Fig.6

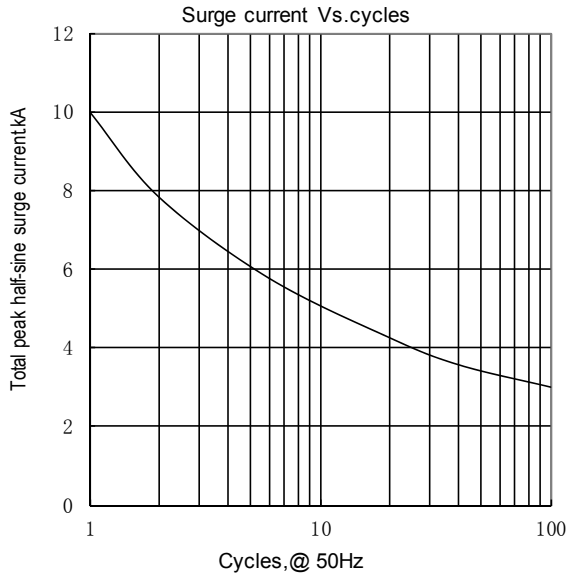


Fig.7

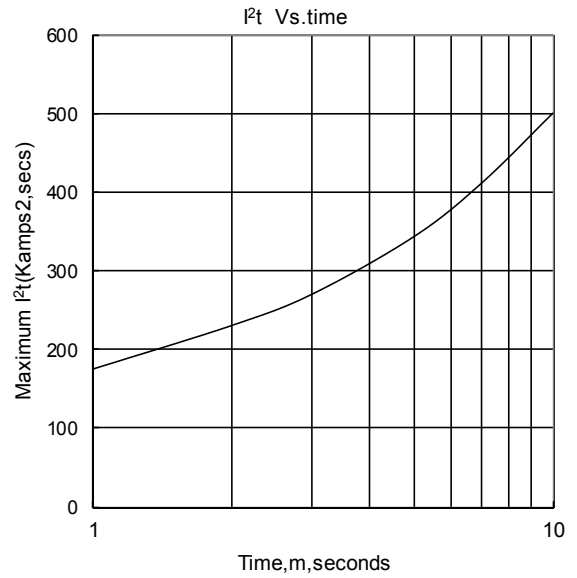


Fig.8

Outline:

